

**161 MOUNT ROAD
CHESSINGTON
SURREY
KT9 1JJ
£475,000**

END TERRACE HOUSE

THREE BEDROOMS

14'1 X 11'1 LIVING ROOM

17' X 12'1 KITCHEN DINING ROOM

NEWLY FITTED BATHROOM SUITE

DOUBLE GLAZED WINDOWS

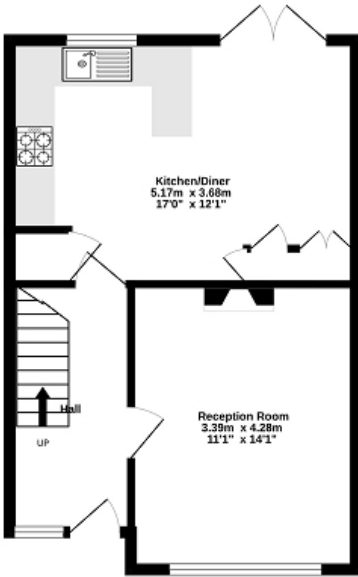
GAS CENTRAL HEATING

80' REAR GARDEN

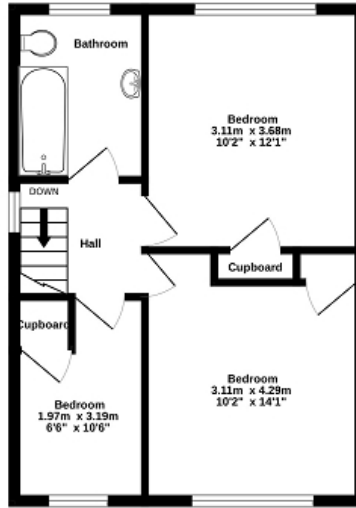
OFF STREET PARKING

AN IDEAL FAMILY HOME

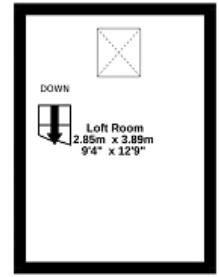
Ground floor
29.9 sq.m. (430 sq.ft.) approx.



1st floor
38.4 sq.m. (413 sq.ft.) approx.




2nd floor
11.1 sq.m. (120 sq.ft.) approx.



TOTAL FLOOR AREA : 94.0 sq.m. (1012 sq.ft.) approx.

Whilst every attempt has been made to ensure the accuracy of the floorplan contained here, measurements of doors, windows, rooms and any other items are approximate and no responsibility is taken for any error, omission or mis-statement. This plan is for illustrative purposes only and should be used as such by any prospective purchaser. The services, systems and appliances shown have not been tested and no guarantee as to their operability or efficiency can be given.
Made with Metropix 5/2023

Energy Efficiency Rating		
	Current	Potential
Very energy efficient - lower running costs		
(92+) A		
(81-91) B		84
(69-80) C		
(55-68) D	63	
(39-54) E		
(21-38) F		
(1-20) G		
Not energy efficient - higher running costs		
England, Scotland & Wales EU Directive 2002/91/EC 		

The energy efficiency rating is a measure of the overall efficiency of a home. The higher the rating the more energy efficient the home is and the lower the fuel bills will be.